

J. C. BHALLA & CO.
CHARTERED ACCOUNTANTS

BRANCH OFFICE : B-5, SECTOR-6, NOIDA - 201 301 (U.P.)
TEL. : +91 - 120 - 4241000, FAX : +91-120-4241007
E-MAIL : taxaid@vsnl.com

We have audited the accounts of Emmanuel Hospital Association, 808/92, Deepali Building, Nehru Place, New Delhi - 110019, (FCRA Reg. No. 231650016) for the financial year ending the 31st March, 2016 and examined all relevant books and vouchers and certify that according to the audited account:

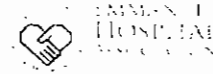
- (i) The brought forward foreign contribution at the beginning of the financial year was Rs. 9,82,10,456/-.
- (ii) Foreign contribution of/worth Rs. 18,25,16,950/- was received by the Association during the financial year 2016.
- (iii) Interest accrued on foreign contribution and other income derived from foreign contribution or interest thereon of/worth Rs. 53,46,675/- was received by the Association during the financial year 2015-16.
- (iv) The balance of unutilised foreign contribution with the Association at the end of the financial year 2015-16 was Rs. 10,85,95,279/-.
- (v) Certified that the Association has maintained the accounts of foreign contribution and records relating thereto in the manner specified in section 19 of the Foreign Contribution (Regulation) Act, 2010 (42 of 2010) read with rule 17 of the Foreign Contribution (Regulation) Rules, 2011.
- (vi) The information in this certificate and in the enclosed Balance Sheet and statement of Receipt and Payment is correct as checked by me/us.
- (vii) The association has utilized the foreign contribution received for the purpose(s) it is registered/ granted prior permission under Foreign Contribution (Regulation) Act, 2010.

Place: New Delhi
Date: 14.12.2016



Rajesh Sethi
Partner
M. No. 085669
For and on Behalf of
J. C. Bhalla & Co.
Chartered Accountants
Firm Registration No. 001111N

EMMANUEL HOSPITAL ASSOCIATION
 808/92, Deepali Building, Nehru Place, New Delhi - 110 019
 Consolidated (FC & Projects) Account
 Balance Sheet as at 31st March 2016



Particulars	Sch	As at 31 March 2016
LIABILITIES		
General Fund		
Reserves & Surplus	1	3,90,77,054
Designated Funds	2	1,32,36,883
Funds & Liabilities		
Unspent Project Balances	3	9,23,74,627
Total		14,46,88,565
ASSETS		
Fixed Assets		
	4	3,17,24,014
Current Assets		
Cash & Bank Balances	5	10,85,95,279
Other Current Assets		
Advances	6	1,38,075
Other Recoverables	7	42,31,197
Total		14,46,88,565

Subject to our separate report of even date

Partner
 M. No. 085669
 For and on Behalf of
J. C. Bhalla & Co.
 Chartered Accountants
 Firm Registration No. 001111N

Place: New Delhi
 Date: 14.12.2016

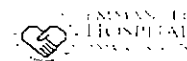


Joshua Sunil Gokavi
 Executive Director

Abhishek Lyall
 Finance Director




EMMANUEL HOSPITAL ASSOCIATION
 808/92, Deepali Building, Nehru Place, New Delhi - 110 019
 Consolidated (FC & Projects) Account
 Income and Expenditure Account for the Year Ended 31st March 2016



Particulars	Sch	For the Year ended 31 March 2016
INCOME		
Voluntary Contributions & Donations	8	85,97,239
Interest Earned	9	53,46,675
Other Receipts		56,600
Total (A)		<u>1,40,00,513</u>
EXPENDITURE		
Staff Benefits	10	1,24,86,118
Operational Costs	11	8,71,578
Travelling	12	2,68,718
Communications	13	6,28,013
Repairs & Maintenance	14	1,27,812
HR & Capacity Building	15	654
Amount Written off		16,225
Loss on sale of assets (net)		56,985
Depreciation		26,19,800
Total (B)		<u>1,70,75,903</u>
Balance Being Surplus (Deficit) Carried to General Fund		-30,75,390

Subject to our separate report of even date



Rajesh Sethi
Partner

M. No. 085669


For and on Behalf of

J. C. Bhalla & Co.

Chartered Accountants

Firm Registration No. 001111N


Executive Director
Joshua Sunil Gokavi

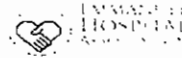

Finance Director
Abhishek Lyall

Place: New Delhi

Date: 14.12.2016



EMMANUEL HOSPITAL ASSOCIATION
Schedules attached to and forming part of the Balance Sheet



Particulars

As at 31 March 2015

Schedule 1 - Reserves & Surplus

Balance as per Last Balance Sheet	4,03,32,218
Add: Transferred from Project Payable	18,20,225
Sub Total (A)	4,21,52,443
Less: Excess of Expenditure over Income	30,75,390
Sub Total (B)	30,75,390
Total (A-B)	3,90,77,054

Schedule 2 - Designated Funds

Building Funds

Opening Balance	1,27,52,480
Sub Total (A)	1,27,52,480

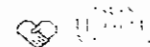
Asset Acquisition Fund

Opening Balance	11,26,165
Less: Utilisation during the year	6,41,762
Sub Total (B)	4,84,403

Total (A+B)

1,32,36,883





Schedule 3 - Unspent Project Balances

Foreign Contribution

A. Central Support Programs

(In INR)

Particulars	Opening Bal as on 1 Apr 2015	Receipts during the year	Payments during the year	Closing Bal as on 31 Mar 2016
EHA - Balanilayam Project	12,285	-	-	12,285
EHA Bio Ethics Project	13,818	-	205	13,613
EHA - CME Fund	1,66,397	-	1,662	1,64,735
EHA - Community Eye Project	3,24,646	-21,450	14,156	2,89,040
EHA - Geoffrey Hawkins Scholarship Fund	25,84,014	-7,70,000	4,00,000	14,14,014
EHA - Good Samaritan Fund	97,000	-97,000	-	-
EHA - HR Research EMMS	2,06,636	-	-	2,06,636
EHA-HR Recruitment EMMS	90,462	-	-	90,462
EHA - Leadership Development Project	8,13,810	25,89,981	31,10,232	2,93,559
EHA - Medical & Dental Students Retreat	76,423	-	-	76,423
EHA - Nest Project	5,95,014	10,40,995	3,92,986	12,43,023
EHA - Nurses Training Fund	1,19,866	1,93,506	45,614	2,67,758
EHA - Palliative Care	75,88,883	6,49,148	9,76,101	72,61,930
EHA - Palliative Care EMMS	71,28,385	-56,96,599	3,78,850	10,52,936
EHA - Reproductive Health	10,47,646	-2,75,784	-	7,71,862
EHA - Research Project (Dr. Jameela)	26,510	-	-	26,510
EHA - Scholarship	-	-	-	-
EHA - Scholarship Staff Children	8,142	-	-	8,142
EHA - Training	1,26,119	-	-	1,26,119
HR & Professional Development Fund	3,86,308	-3,29,640	1,57,066	-1,00,398
EMMS Doctors Training Fund	-	-	-	-
Software Development Project	-	19,42,400	10,76,269	8,66,131
Special Fund - ED	92,223	-	4,075	88,148
Total	2,15,04,587	-7,74,442	65,57,216	1,41,72,929

B. Disaster Management Mitigation Unit Projects

(In INR)

Particulars	Opening Bal as on 1 Apr 2015	Receipts during the year	Payments during the year	Closing Bal as on 31 Mar 2016
A.P. Emergency Flood Relief - MTI	50,391	-	-	50,391
Assam Emergency Relief Work	10,414	-	-	10,414
Bihar Fire Relief-Barwa	3,24,606	1,00,000	-	4,24,606
Bihar Relief - Emergency Relief Madhepura	3,19,277	-	-	3,19,277
EHA - Disaster Management	3,06,995	-3,279	62,410	2,41,306
EHA - Sphere India "Psycho Support"	72,714	-	-	72,714
Emergency Flood Relief Assam 2012	2,77,655	-	-	2,77,655
Emergency Flood Relief in Balrampur, UP	3,18,475	-1,96,306	27,150	95,019
Emergency Flood Relief Begusarai Bihar	77,321	-	-	77,321
Himalayan Disaster Relief Project	1,14,424	-25,748	88,676	-
Himalayan Earthquake Relief Project	-	71,62,328	51,10,027	20,52,301
Jammu & Kashmir Emergency Flood Relief 2014	17,18,758	-12,52,006	4,61,886	4,866
Manipur Earth Quake Project	-	-	60,550	-60,550
Manipur Flood Relief Project 2015	-	6,61,586	6,61,586	-
Sikkim Earthquake Emergency Relief	4,99,616	-	-	4,99,616
Total	40,90,645	64,46,575	64,72,285	40,64,935



EMMANUEL HOSPITAL ASSOCIATION
Schedules attached to and forming part of the Balance Sheet

C. Community Health Projects


(In INR)

Particulars	Opening Bal as on 1 Apr 2015	Receipts during the year	Payments during the year	Closing Bal as on 31 Mar 2016
ACU Upgradation	-	-45,45,000	22,72,500	22,72,500
AHT Capacity Building Tear UK	-	3,90,687	-	3,90,687
EHA C.O (CAR) Project	-	6,60,583	3,43,559	3,17,024
Engage Disability Conference	11,34,413	84,000	13,53,636	-1,35,223
CH Coordination - Tear N/L	-	-4,64,016	3,28,776	1,35,270
CH Coordination - Others	-	62,427	-	62,427
Mainstreaming Grants (Other Sources)	-	-15,012	-	-15,012
Transform Aid CHDP Disaster Response	-	1,82,810	1,82,810	-
Mainstreaming Disability Programme	3,83,844	27,99,534	29,20,476	2,62,902
Umeed Recovery & Rehab. Tear UK	30,33,637	-	30,33,637	-
EHA - CHDP Barharwa	-	14,37,953	14,50,962	-13,009
EHA - CHDP BCH, Fatehpur	-	17,32,082	17,32,082	-
EHA - CHDP Project Burans	-5,240	26,35,610	33,50,314	-7,19,943
EHA - CHDP Champa	-	21,89,788	21,89,894	-106
EHA - CHDP Chhatarpur - TNL	-	-2,18,280	-2,18,280	-
EHA - CHDP Jagdeeshpur	-	20,73,066	23,42,590	-2,69,524
EHA - CHDP Kachhwa	22,650	-	-	22,650
EHA - CHDP Lalitpur	-	40,81,253	40,81,253	-
EHA - CHDP Landour	63,825	-1,17,324	1,33,259	-1,86,758
EHA - CHDP Landour Udav Basti	1,33,259	10,41,317	10,85,048	89,528
EHA - CHDP Madhipura	6,24,881	25,80,992	27,23,000	4,82,873
EHA - CHDP Madhipura (CAR) Project	-	27,25,800	19,51,400	7,74,400
EHA - CHDP Ranchi	9,56,710	22,47,087	20,29,327	11,74,470
EHA - CHDP Robertganj	-	17,92,991	15,49,000	2,43,991
EHA - CHDP Raxaul	-	33,45,700	14,24,000	19,21,700
EHA - CHDP Satbarwa (CBA)	5,64,975	-5,64,975	-	-
EHA - CHDP Satbarwa (CBR)	9,99,012	18,07,449	13,61,700	14,44,761
EHA - CHDP Satbarwa (CAR)	-	15,08,907	2,81,000	12,27,907
EHA - CHDP Share	-	2,72,020	2,72,020	-
EHA - CHDP Tezpur (CAR)	-	28,71,176	28,71,176	-
EHA - Children at Risk	-	74,472	-	74,472
EHA - CHDP Bastar (PACS)	-36,731	8,11,808	7,75,077	-
EHA - CHDP Bastar (CAR)	1,16,634	19,58,350	6,32,411	14,42,573
EHA - CHDP Bastar (Others)	-	2,27,023	-	2,27,023
EHA - CHDP Champa (PACS)	-	5,34,483	5,34,483	-
EHA - CHDP Chhatarpur (PACS)	29,732	4,24,071	4,53,803	-
EHA - CHDP Lakhnadon (PACS)	-	7,56,711	7,56,711	-
EHA - DVN Central Cost	-	6,98,617	-	6,98,617
EHA - DVN MICAH Consultation Reimbursement	-	-	-	-
EHA - DVN Partnership Development	-	4,63,550	3,12,317	1,51,233
EHA - GMT Advance	21,51,056	-13,09,614	6,47,729	1,93,713
EHA - Gender Sensitivity & Equality Project	-	-69,989	-	-69,989
EHA - J & K Earthquake Project	1,07,017	-	-	1,07,017
EHA - Kari Project	11,245	-160	-	11,085
EHA - Mental Health Helpline	-	-1,44,618	-	-1,44,618
EHA - Mental Health Programme	40,000	64,300	32,149	72,151
EHA - Murliganj Storm Relief	-	7,44,428	7,44,428	-
EHA - Partnership for Sustainable Development	-	23,45,117	20,46,633	2,98,484
EHA - Sahvog - EMMS	-	2,69,848	36,174	2,33,674
EHA - STT Conference	-	18,61,515	13,15,999	5,45,516
EHA - Spandana Project - FNS	-	56,19,680	55,59,417	60,263
EHA - Spandana Project - CH/HIV	-	55,44,209	54,72,617	71,592
EHA - Tear Australia C.O Support	-	14,46,816	13,64,796	82,020
EHA - Tear Australia KARI Project	1,70,545	10,43,584	8,19,495	3,94,634
EHA - Tear Australia Sahvog Project	-	21,60,971	23,69,585	-2,08,614
EHA - Tear Australia SHIFA Mental Health Project	-	23,54,038	23,54,038	-
EHA - Tear Fund CHDP Tezpur (Safe Migration)	21,16,175	-	20,05,335	1,10,840
EHA - Tear Fund Kishangarh Watershed Mgt Project	6,66,424	45,11,541	40,27,740	11,50,224
EHA - Tear Fund Sahvog Urban Empowerment	41,788	18,12,877	10,31,335	8,23,331
EHA - Tear N/L Audit Allocation	-	3,02,353	-	3,02,353
EHA - UP Urban Project	1,34,218	67,28,405	64,33,154	4,29,469
Total	1,34,60,070	8,38,51,071	8,07,70,566	1,65,40,575

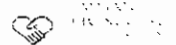
D. HIV/AIDS Projects

(In INR)

Particulars	Opening Bal as on 1 Apr 2015	Receipts during the year	Payments during the year	Closing Bal as on 31 Mar 2016
EHA - Aids Services	39,97,999	-39,20,797	80,150	-2,949
EHA - DAP Shalom Project	21,56,692	67,16,600	76,48,043	12,25,249
EHA - SHALOM Aizawl	-	-	-	-
EHA - NEO PLUS	57,962	46,73,418	44,28,473	3,02,907
EHA - Orchid Project - II	-	-	-	-
EHA - Prison Intervention Project	-	23,59,282	960	23,58,322
EHA - PHFI - NERO	-	-	-	-
Total	62,12,653	98,28,503	1,21,57,627	38,83,529



EMMANUEL HOSPITAL ASSOCIATION
Schedules attached to and forming part of the Balance Sheet



E. Grants Payable

(In INR)

Particulars	Opening Bal as on 1 Apr 2015	Receipts during the year	Payments during the year	Closing Bal as on 31 Mar 2016
Christofel Blinden Mission	6,11,627	1,35,000	-	7,46,627
De Verre Naastein	-	2,34,067	2,34,067	-
DFID/PACS	1,99,210	-4,53,188	48,838	-3,02,816
EHA Canada	1,31,463	-1,28,745	-	2,718
EHA USA	-	1,57,961	1,980	1,55,981
EMMS International	11,68,236	-9,69,204	1,99,032	0
Free Church of Scotland	11,197	-11,197	-	-
Global Development Group	-	7,03,485	41,706	6,61,779
Mission Direct	84,882	-84,882	-	-
New Zealand High Commission	-	10,30,000	-	10,30,000
Stitching Simavi	66,442	-	-	66,442
Stop The Traffik	-	96,640	-	96,640
Tear Fund UK	30,256	-30,256	-	-0
Tear Fund UK CH Grant	2,18,01,286	-51,70,482	-	1,66,30,804
Total	2,41,04,599	-44,90,802	5,25,623	1,90,88,174

G. Health Units/Hospital Payable

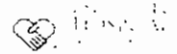
(In INR)

Particulars	Opening Bal as on 1 Apr 2015	Receipts during the year	Payments during the year	Closing Bal as on 31 Mar 2016
Burrows Memorial Christian Hospital	50,000	16,60,852	17,10,852	-
Broadwell Christian Hospital	1,39,296	9,53,289	10,50,743	41,842
Champa Christian Hospital	-	6,57,128	6,57,128	-
Chhatarpur Christian Hospital	9,72,296	34,75,231	33,62,219	10,85,308
Chinchpada Christian Hospital	3,04,702	2,65,385	4,69,488	1,00,600
Duncan Hospital, Raxaul	23,28,000	1,65,23,521	1,30,31,164	58,20,357
GM Priya Hospital	18,27,982	25,90,171	41,89,506	2,28,647
Herbertpur Christian Hospital	3,63,750	14,54,829	13,96,233	4,22,346
Lakhnadon Christian Hospital	-	11,197	11,197	-
Lalitpur - HBM Hospital	1,39,296	37,36,198	38,75,493	-
Landour Community Hospital	-	1,88,338	1,88,338	-
Madhipura Christian Hospital	-	1,39,62,722	15,85,275	1,23,77,448
Makunda Christian Hospital	50,000	11,57,733	12,07,733	-
Navjivan Hospital Satbarwa	5,27,013	9,96,426	15,23,439	-
Prem Jyoti Community Hospital	33,45,073	9,75,002	42,21,215	98,860
Prem Sewa Hospital	13,63,481	27,06,999	13,54,219	27,16,262
Robertsganj - Jiwan Jyoti Christian Hospital	-	27,16,624	27,16,624	-
Sewa Bhawan Hospital	-	75,000	-	75,000
Tezpur - Baptist Christian Hospital	20,249	2,49,52,161	1,33,14,594	1,16,57,816
				-
Total	1,14,31,138	7,90,58,806	5,58,65,458	3,46,24,485

Total (A)	8,08,03,692	17,39,19,711	16,23,48,776	9,23,74,627
------------------	--------------------	---------------------	---------------------	--------------------



EMMANUEL HOSPITAL ASSOCIATION
Schedules attached to and forming part of the Balance Sheet



Schedule 4 - Fixed Assets

A. Central Office

S.No	Particulars	Rate	Op. Bal	Additions	Sale	Gross Value	Depreciation	Net WDV
1	Land	0%	60,48,634	-	-	60,48,634	-	60,48,634
2	Building	5%	1,38,15,268	-	-	1,38,15,268	6,90,763	1,31,24,505
3	Furniture & Fixtures	15%	23,62,453	53,462		24,15,915	2,39,293	21,76,622
4	Office & Other Equipment	15%	46,08,976	3,48,745	8,531	49,49,190	7,37,766	42,11,425
5	Computer & Software	60%	3,22,912	3,59,950	5,925	6,76,937	3,98,227	2,78,710
6	Vehicles	15%	29,09,223	12,26,316	1,94,600	39,40,939	5,53,751	33,87,188
	Sun Total		3,00,67,466	19,88,473	2,09,056	3,18,46,883	26,19,800	2,92,27,083

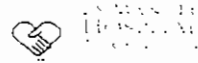
Capital Work in Progress

1	Building under construction		24,96,931			24,96,931	-	24,96,931
---	-----------------------------	--	-----------	--	--	-----------	---	-----------

Grand Total			3,25,64,397	19,88,473	2,09,056	3,43,43,814	26,19,800	3,17,24,014
--------------------	--	--	--------------------	------------------	-----------------	--------------------	------------------	--------------------



EMMANUEL HOSPITAL ASSOCIATION
Schedules attached to and forming part of the Balance Sheet



Particulars

As at 31 March 2016

Schedule 5 - Cash & Bank Balances

A. Central Office

Cash on Hand	25,970
Balances with Banks	1,37,70,002
Fixed Deposits	9,20,94,233
Sub Total (A)	10,58,90,205

B. Projects

Cash on Hand	2,15,995
Balances with Banks	24,89,079
Fixed Deposits	-
Sub Total (B)	27,05,074

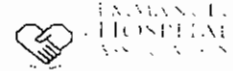
Total (A+B)	10,85,95,279
--------------------	---------------------

Schedule 6 - Advances

Advances to Staff	70,086
Advance to Vendor	3,600
Advance - Project	64,389
Total	1,38,075



EMMANUEL HOSPITAL ASSOCIATION
Schedules attached to and forming part of the Balance Sheet



Particulars

As at 31 March 2016

Schedule 7 - Other Recoverables

A. Central Office

TDS Recoverable	36,60,169
Advances to others	2,98,929
Security Deposits (C.O)	80,000
Sub Total (A)	40,39,097

B. Projects

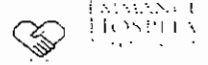
Bastar Community Health	17,000
Leadership Development	1,50,000
Shalom DAP	25,100
Sub Total (B)	1,92,100

Total (A+B)

42,31,197



EMMANUEL HOSPITAL ASSOCIATION
Schedules attached to and forming part of the Income and Expenditure Account



For the year ended 31
March 2016

Particulars

Schedule 8 - Voluntary Contributions & Donations

A. Central Office

C.O Support	44,61,400
Donations and other Contributions	18,02,848
Salary Support	23,32,991
Total	85,97,239

Schedule 9 - Interest Earned

A. Central Office

Saving Account (C.O)	7,08,790
Saving Account (Projects)	
Fixed Deposits	44,26,753
Sub Total (A)	51,35,542

B. Project Office

Balanilayam Project	682
CHDP Bastar	7,991
CHDP Ranchi	17,164
CHDP Sahyog	17,158
Grant Management Team	15,090
Kishangarh Watershed Project	4,837
Leadership Development Project, Chennai	38,936
Orchid Guwahati	3,063
Shalom DAP	23,173
STRC Guwahati	25,808
STRC Nagaland & Manipur	29,054
UP Urban Project	28,177
Sub Total (B)	2,11,133

Total (A+B)

53,46,675



EMMANUEL HOSPITAL ASSOCIATION

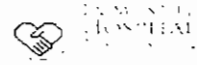
Schedules attached to and forming part of the Income and Expenditure Account



Particulars	For the year ended 31 March 2016
Central Office Expenditures	
<u>Schedule 10 - Staff Benefits</u>	
Salaries & Allowances	1,12,23,468
PF & Other Allied Expenses	6,98,751
Gratuity	3,12,626
Leave Travel Concession	1,35,235
Staff Welfare	32,835
Staff Health Scheme	68,503
Mutual Health Scheme	14,700
Children Education Programme	-
Total	<u><u>1,24,86,118</u></u>
<u>Schedule 11 - Operational Cost</u>	
Hospitality	12,861
Newspaper & Periodicals	3,041
Audit Fees	2,64,816
Bank Charges	27,573
Printing	1,14,019
Stationeries	31,937
House Keeping & Supplies	29,868
Legal & Professional Charges	28,500
Membership	19,279
Taxes & Duties	4,741
Electricity Charges	2,84,125
Office Rent	50,818
Total	<u><u>8,71,578</u></u>
<u>Schedule 12 - Travelling</u>	
Coordination Travels	30,607
Others Travels	1,32,390
Local Conveyance	1,05,721
Total	<u><u>2,68,718</u></u>
<u>Schedule 13 - Communications</u>	
Internet	3,14,655
Telephone	3,06,417
Postage	6,941
Total	<u><u>6,28,013</u></u>



EMMANUEL HOSPITAL ASSOCIATION
Schedules attached to and forming part of the Income and Expenditure Account



For the year ended 31
March 2016

Particulars

Schedule 14 - Repairs & Maintenance

Building	27,472
Computers	49,242
Electrical	4,622
Equipments	42,587
Vehicle	2,123
Server Maintenance	1,766

Total

1,27,812

Schedule 15 - HR & Capacity Building

Training/Seminars

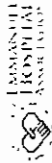
654

Total

654



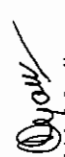
EMMANUEL HOSPITAL ASSOCIATION
 808/92, Deepali Building, Nehru Place, New Delhi - 110 019
 Consolidated (FC & Projects) Account
 Receipts and Payments Account for the Year Ended 31st March 2016



		(In INR)	
		As at 31st March 2016	As at 31st March 2016
Receipts	Payments		
Opening Balance	Staff Benefits		1,24,86,118
Cash on Hand	Operational Costs		8,71,578
Balances with bank	Travelling		2,68,718
Fixed Deposit	Communications	9,82,10,456	6,28,013
	Repairs & Maintenance		1,27,812
Voluntary Contributions & Donations	FIR & Capacity Building	18,25,16,950	654
Bank Interest	Purchases of Fixed Asset		19,02,452
Saving Account	Sundry Payable Paid	53,46,675	10,12,221
Fixed Deposit	Disbursement to Project	66,050	65,89,776
Sale of Assets	Central Support Programs		7,99,11,362
Advance Received	Community Health Projects	9,13,411	64,72,285
Other receipts	Disaster Management Mitigation Unit		1,20,76,627
	HIV AID Life Development	56,600	5,56,41,625
	Hospital Payable		5,25,623
	Grants Payable		
	Grant Refunded		
	Closing Balance		2,41,965
	Cash on Hand		1,62,59,081
	Balances with bank		9,20,94,233
	Fixed Deposit		10,85,95,279
		28,71,10,142	28,71,10,142

Subject to our separate report of even date


Rajesh Sethi
 Partner
 M. No. 085669
 For and on Behalf of
J. C. Bhalla & Co.
 Chartered Accountants
 Firm Registration No. 001111N


Abhishek Lyall
 Finance Director



Place: New Delhi
 Date: 14.12.2016